

TEACHERS ACTIVITIES




Theme:


Things are sometimes not what they seem, so it's important to look closely and discover the truth.

Topics For Discussion:


Discuss with students why the kids in Miss Nelson's class did not want Mr. Blandsworth for their teacher. Was he a believable school principal? Why not?



Ask students to rate Viola Swamp as a substitute on a scale from 1 to 10 (with 10 as the highest) and give reasons for their ratings.



Discuss why students sometimes misbehave when they have a substitute teacher.



Invite students to share stories about their favorite birthday celebrations.

Curriculum Extension Activities:

Divide the class into small groups. Have each group choose an object to hide and devise a set of three clues that would lead to its whereabouts. Arrange a time when each group can be in the classroom without the other students present so that they can hide their object and "plant" their clues.



Make a birthday graph of the students in the classroom. There are different ways to do the graph: 1) make a set of construction paper cakes, one for each month, and have the students make a candle (with their name and birth date on it) for the appropriate cake; 2) make a pictograph using photocopies of the students' school pictures and have them glue their pictures under the name of their birth month; 3) make a pictograph using small cutouts of birthday cakes that the students have colored and labeled with their name and birth date.

Brainstorm with the students a list of ways that they can be helpful to a substitute teacher.



Invite someone who knows magic into the classroom to show the students a few simple tricks.



Give the students two construction paper ovals, cut in about the size of their faces. On one of the ovals, have them draw the face of Miss Nelson. On the other oval, have them draw the face of Viola Swamp. Glue the two ovals with the blank sides together. Before securing all the way around, slip a craft stick or tongue depressor between the two ovals at the bottom and then finish pressing the ovals together. Obtain copies of the book *Miss Nelson Is Back*, its "prequel" *Miss Nelson Is Missing*, and the sequel, *Miss Nelson Has a Field Day*. Read the books to the students while they hold up their two-sided faces, showing Miss Nelson and Viola Swamp as they appear in the stories.



Using a variety of scrap materials, have the students create disguises for themselves. Solicit donations of old clothes so students can dress up as well.



As a class, plan an author, book or character-related birthday party. Some possibilities include: a Winnie-the-Pooh party on A.A. Milne's birthday (January 18), a "wild things" party on Maurice Sendak's birthday (June 10), a Dr. Seuss party (March 2); or a "Reading Rainbow" party on LeVar's birthday (February 16). Birthdays of some popular authors/illustrators of **Reading Rainbow** books are as follows: Tomie dePaola (September 15), Steven Kellogg (October 26), James Marshall (October 10), Aliko (September 3), Kevin Henkes (November 27), Vera B. Williams (January 28), and Jan Brett (December 1). Students might have other ideas for authors whose birthdays they would like to celebrate. Have students make the decorations and party favors. They might make placemats by drawing a picture related to the author's books and then laminating it. Bookmarks or stick puppets would make good party favors. (Children could exchange these at the party.) Have the class plan the refreshments and enlist parent volunteers to help prepare them at school. Students will also need to decide on the entertainment for the party. They might read or dramatize parts of stories, for example.

Have students make masks using grocery bags. Help them mark the places for the eyes, nose, and mouth. Provide all sorts of materials for them to use to decorate the masks, such as scraps of construction paper (encourage them to experiment with curling the paper, zigzagging it, etc.); yarn, ribbon, wallpaper scraps, cloth or felt scraps, sandpaper, pipe cleaners, and the like. Have a parade to another classroom to see if those students can guess who is behind each mask.

SUPPLEMENTARY BOOKLIST:

ARTHUR'S BIRTHDAY

by Marc Brown (Little, Brown)

THE SECRET BIRTHDAY MESSAGE

by Eric Carle (Crowell)

MAGIC

by Jon Day (Thomson Learning)

HAPPY BIRTHDAY, EVERYWHERE!

by Arlene Erlbach, illus. by Sharon Lane Holm (Millbrook)

BIRTHDAY RHYMES, SPECIAL TIMES

selected by Bobbye S. Goldstein, illus. by Jose Aruego & Ariane Dewey (Doubleday)

THE 13TH CLUE

by Ann Jonas (Greenwillow)

MY HEAD IS RED AND OTHER RIDDLE RHYMES

by Myra Cohn Livingston, illus. by Tere LoPrete (Holiday House)

THE BIRTHDAY SWAP

by Loretta Lopez (Lee & Low)

THE BIRTHDAY DOOR

by Eve Merriam, illus. by Peter J. Thornton (Morrow)

THE SURPRISE

by George Shannon, illus. by Jose Aruego & Ariane Dewey (Greenwillow)

MAGIC TRICKS YOU CAN DO!

by Robyn Supraner, illus. by Renzo Barto (Troll)

Distributed by:



P.O. Box 80669
Lincoln, NE 68501-0669
Phone: 800-228-4630
Fax: 800-306-2330
Email: gpn@unl.edu
Web site: gpn.unl.edu